




# The *Pressalit Care* Changing Table Family

## Feature Comparison

Call us at **800 577-1555** for additional assistance.

Every Pressalit Care changing table is designed with care, precision, and ultimate functionality, but which one is best for *you*? Here are the most popular features in an easy side-by-side comparison.

Feature	<a href="#">Pressalit Care 3000</a> 	<a href="#">Pressalit Care 2000</a> 	<a href="#">Pressalit Care 1000</a> 
Wall Mounted/ Folding to save space	✓	✓	✓
Adjustable headrest for user comfort	✓		
Height Adjustable (user/caregiver ergonomics)	✓*	✓	✓*
Captures Fluids (thorough bathing/cleansing)	✓	✓	
Child Size Available	✓		✓
Mattress can be removed for easier cleaning/disinfecting	✓	✓	
Table Dimensions	Child: 31 x 55.5 Adult: 31 x 75.25	31 x 75.25	Child: 23.5 x 55.5 Adult: 23.5 x 71
Weight capacity	440 lbs	385 lbs	330 lbs

\* Fixed height model also available

Subject to change without further notice